



Assisting Children's Evangelists Worldwide

Devotional GIVE ME THIS MOUNTAIN

Last month we were introduced to one of the greatest heroes portrayed in the Word of God. His name was Caleb, and the Bible testifies that he "followed the Lord wholeheartedly." (Joshua 14:8) He is renowned, especially, for two wonderful displays of faith, courage and strength, forty years apart, and we see in him an example for us to follow.

Last month we saw how he exhorted and encouraged the children of Israel to enter the land which God had promised them. (Numbers 13:30) In his report of his secret incursion into that land he, and his companion Joshua, had recognised the fighting strength of those who lived there and the existence of many fortified cities. But Caleb emphasised that his confidence was in God and that he believed that God would give them complete victory. He encouraged them to enter the land and TRUST HIM for success. But he and Joshua were lone voices. The nation rejected their report, their faith and their optimism and, as result, the nation spent the next 40 years in the wilderness. Caleb was in his forties at that time, and a wonderful example to all middle-aged Christians (and those of every other age), of a believer with great FAITH in God and great COURAGE to take a stand when almost everyone else was against him.

This month, we move forward 40 years. The children of Israel have, at last, entered the Promised Land but the original inhabitants and the fortified cities are still there. Caleb was now an old man –85 years old. But he had no thoughts of retirement. He came to Joshua and reminded him that 40 years earlier God had promised to give him, as a reward for his faithfulness, Hebron, the area in which he walked and "spied out" the land. (Numbers 14:24) He told Joshua that he was as strong as he had been 40 years before, and that he trusted God to "give me this mountain". (Joshua 14:12) What a request! What faith! And he himself led the attack in the area and defeated the tribes which were there -at the age of 85. (Joshua 15:14) This, the greatest act of his life, came towards the end of it, and I can imagine him sitting there afterwards in the dusk on "the mountain" he had conquered, enjoying the dusk and the fresh air, and rejoicing in a life which had been so busy and yet so rewarding.

Do you have a mountain before you in your ministry? If you are old or middle aged (or younger) and God has called you to do something, TRUST HIM, as Caleb did, for the COURAGE to withstand opposition and criticism, and TRUST Him, as Caleb did, for the HEALTH and STRENGTH you need to do what He wants you to do.



We welcome you to this issue of Mini Mag. We trust you will find it helpful for your life and for your ministry to children. You will notice that each issue of Mini Mag consists of six main sections

- 1) A devotional section.
- 2) A section studying what the Bible teaches about children
- 3) A section to help you in your ministry to the children
- 4) A section in which questions are asked and answered about a ministry to children
- 5) A section with illustrations you can use in your ministry to the children
- 6) A section in which I outline something which happened in my ministry to children and the lesson I learned from it.

I have a request for you. It would be a great help for me if you would e-mail me and let me know which sections you find most helpful, and also if there are any of them which don't help you very much. Your answer would be a great help to us as we plan the future. Send your email to TFACEW@aol.com



In the last two issues of Mini Mag we have been searching for verses and passages in the book of Proverbs which will help us in our understanding of children, and in our ministry to them. In this issue we come to **Proverbs 4 verses 1—13**, one of the most wonderful and most helpful passages about children to be found in the Bible. I would suggest that you open your Bible at these verses and follow me as I look at them, in the New King James Bible.

Verse 1 makes it clear, from his use of the word “children”, and by the picture given here, of a father teaching his children, that Solomon is speaking here to children, his own children and all other children. This is confirmed in verse 3, when he, from his own experience, refers to the way his father taught him when he was “tender.” In this first verse he encourages the children to listen to, and to understand, what he is teaching. We know that our teaching has little or no effect if it is not listened to or understood.

Verse 2 Solomon commits himself, in this verse, to teach children good biblical doctrine, to apply it to their lives and to encourage them to obey God’s commands. What a good reminder that is for our ministry.

Verses 3-4 He refers, here, as an example, to his own experience as a “tender” child, when he was taught by his father David in the presence of his mother Bathsheba. He describes how his father encouraged him to remember what he was teaching, and to obey it and put it into practice, and how he promised that, if he did so, his life would be blessed. What a wonderful picture especially for parents.

Verses 5-9. In these verses, Solomon comes back to the main teaching of Proverbs – the value and the importance of WISDOM, which is the ability to understand and make the right decisions in every aspect of life. He encourages the children to GET WISDOM and GET UNDERSTANDING. He teaches them that wisdom and understanding are the main foundations of life, and that, if they give them first place in their lives, they will bring them honour, grace and glory. Do we see the need to give wisdom and understanding a vital place in our teaching? The child who understands our message and is wise and able to make the right decisions, will always be greatly blessed.

Verses 10-12 He promises his children in these verses, that if they follow his teaching and obey his commands they will, firstly, have a long life, secondly, that they will know the paths to follow in the life ahead, and, thirdly, that they will not stumble or fall.

Verse 13 concludes this section specifically directed to children with words of encouragement. “Don’t forget what you have heard. Your life is based on your remembrance and your obedience.”

What a treasure these verses are. They show us that Solomon believed and taught that children could be wise and able to understand, believe and obey. A careful and prayerful study of these verses will be of great help to us as teachers and parents. And we must not forget that in all our teaching of the truths and commands in these verses, we have the assurance that they are the Word of God and that we can depend on the guidance and power of the blessed Holy Spirit.



KEY QUESTIONS ASKED

BY CHILDREN’S WORKERS

Question: Do you approve of Bible quizzes as part of your programme in a children’s meeting? If so, could you give me some ideas how I should use them in my meeting.

Answer: I certainly approve of Bible quizzes and encourage you to include one in every teaching hour.

PURPOSE OF A BIBLE QUIZ

A Bible quiz is an essential part of your ministry for four reasons:

- 1) If well planned, they review, revise and reinforce the truths you have already taught.
- 2) They help you to discover what the children have, or have not, understood and learned.
- 3) They give the children an opportunity to participate and take part in the teaching programme.
- 4) They make the meeting more interesting and attractive for the children.

PREPARATION OF A BIBLE QUIZ

1) Prepare your questions thoroughly and well in advance. You could prepare about ten of them.

► Your questions should mainly be questions about knowledge and facts, based mainly upon the Bible lesson and memory verse of the previous week. For example, “Who killed Goliath?”

► But you should also include questions which look for an understanding of what they have learned. These questions will encourage the children to think about the truths they have learned and apply them. For example: “Why was David not afraid of the giant?”

2) You could prepare a visual aid for the quiz, using, for example, a flannel graph presentation or a chalk presentation on a blackboard, or

some more modern technical idea. This visual could, for example, show two cars, representing the two teams, in a race. The first to reach the finishing line wins.

PRESENTATION OF A BIBLE QUIZ

- 1) Make clear to the children the rules to be followed such as two teams, first hand up, no calling out, the team with the highest score wins.
- 2) Don’t allow one or two clever or older children monopolise the answers.
- 3) Add information here and there to their answers which would increase their knowledge and understanding.
- 4) Be careful how you react to an answer which is completely wrong. Correct it tactfully and then give another child the opportunity to give the answer.
- 5) Keep good control of the group and don’t let the quiz go on too long.
- 6) End with praise for both teams and move quickly into the next part of your programme

Revision is an important teaching principle. That is why Bible quizzes are so valuable.

There are at least three other ways you can revise in an attractive way. You could give statements from last week and ask if they are true or false. You could give a condensed outline of last week’s lesson, letting the children fill in the blanks which you leave in the lesson. If you are using the flannelgraph, you could ask a child to put the figures on the board which you used last week and have him/her tell the lesson. You could do the same with flashcards.

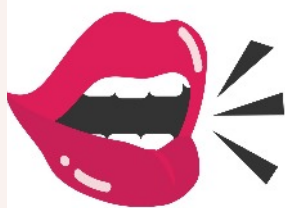
WATCH YOUR WORDS

(Sample outline) God wants His children who have trusted the Lord Jesus to be lights in a world of sin and darkness, and you do so by living in a way that pleases Him. People see the way you live; they hear the words you say, and they watch the things you do. When you live, speak and act as God would like you to, your light will shine brightly, and God can use that light to lead others to trust Him and bring honour to His Name.

Do you remember how the Bible describes our tongues? Raise your hand if you do. The tongue is like the bit in a horse's mouth, and the rudder of a ship, like fire and wild animals, like a fountain of water and a shady tree. In what way do these words describe your tongue? Does your tongue guide you like a horse's bit and a ship's rudder? Does it hurt others like fire and wild animals? Does it help and heal others like a water fountain and the shade of a tree? Some tongues help and some tongues harm. What about this last week? Did your tongue help or harm? Did your light shine or was it dim?

➤ **You use your tongue and your words TO SPEAK TO PEOPLE**

Ask God to help you be kind, thoughtful and gentle in what you say to them. Be careful not to react too quickly to what they said to you. James, in chapter three of his New Testament letter, advises us to be slow to speak, so that we don't say something quickly which will hurt. Above all be sure to ask God in your



quiet time to give you the power to control your tongue so that it does no harm. Do you remember the story I told you about the foot and the car. If I want to stop my car, I press my foot on the brake and the car stops. What caused it to stop? Two things did. My foot was my DESIRE to stop the car; but the brake gave me the POWER to stop it. Two things are needed for you to control your tongue. You need to have the DESIRE to do so and be willing to do what you can to control it. Someone has written: "There is a little door that everyone can close. And that's the little door just underneath your nose." But you need to have the POWER to do so, and that power comes from the Holy Spirit who lives inside you. Ask God for the power and He will give it to you.

Did you know that King David, that wonderful person in the Bible, had problems with his tongue? He wanted to control his words.

So, he asked God to help him do so. "Set a guard O Lord over my mouth; keep watch over the door of my lips" (Psalm 141:3)

➤ **You can also use your tongue and your words TO SPEAK ABOUT PEOPLE.**


You need to ask God to control what you say and help you not to gossip and tell harmful stories about others. As a Christian you should only say nice things about others to your friends."

"WHOEVER GUARDS HIS MOUTH AND TONGUE KEEPS HIS SOUL FROM TROUBLES" (Proverbs 21:23) and, in doing so, he will keep his light shining.



**YOU WILL FIND HELP
IN THESE ACEW
PUBLICATIONS**

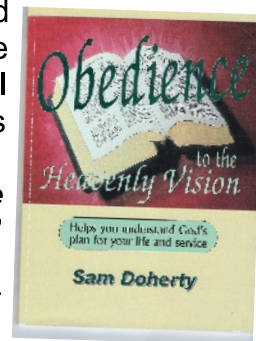
Do you have any problems in your life and ministry? I would suggest that you read the first book I have ever written, entitled "*The Problems of a Children's Worker and God's Solution*."



Many have read its fifty pages and have been greatly helped. It is available on our website www.CEFbookministry.com.

I think you would also find the second book I wrote helpful. It is entitled

"*Obedience to the Heavenly Vision*" and in its 76 pages it deals with the call of God into His service.





TWO ILLUSTRATIONS FOR SAVED CHILDREN

BE PRAYERFUL Keep praying for your friends who are not saved. George Muller was a well-known Christian in the 19th century who built orphanages for children, children who had no father or mother. He had five good friends who were not saved. He decided to pray for them and not give up until God saved them. After five years, one of them became a Christian. So, George kept praying. After ten years, two more had trusted the Lord Jesus. Two friends were left who were still not saved. George kept praying for another 25 years and the fourth friend was saved. But George died before he saw the fifth man trust the Lord Jesus. His prayers were not wasted. God remembered his prayers and God

saved the fifth man just a few months after George died. He had prayed for this man for almost 52 years. He had prayed without ceasing until the answers came. He kept praying and kept trusting. Are you praying for your friends? Don't give up.

BE THANKFUL Many years ago, a preacher was travelling by horse to preach in a church. On his way, a robber stopped him and demanded his purse and money. The preacher gave it to him and continued on his way. When he arrived at the church, he told them what had happened and how thankful he was. "How can you be thankful?" they asked him. "I am thankful to God for four reasons", replied the preacher. "I am thankful that I was not the robber. I am thankful it was me he robbed and not someone else. I am thankful that he took my money and not my life. And I am thankful I had so little money with me."

We can always find something to be thankful for, no matter what happens.

75 Years and Still Learning:

The author's experience and the lesson he learned

A training course was organised in Communist Poland in 1968 and I and my co-worker Jim Neigh were to be the teachers for the week. We did not yet know what we were to teach, because we had left the organising of the course in the hands of the Polish Christians. We arrived the day before the start of the course, and the leader of the course told us what she would like us to teach. She asked me if I would teach the main subject "How to Teach a Bible Lesson" each day, and I said I would. She then asked me if I would also demonstrate how to teach a bible lesson to a group of children each day. I agreed because I thought I could find and teach six lessons which I knew well. But, then, thirdly, she asked me to teach the six lessons they would teach in their Sunday School the next six weeks. This was a challenge, but we agreed. We then discovered that the lessons were really difficult lessons and we realised why she wanted them to be taught. One lesson was on the Lord's prayer, another on the parable of the sower, another on the parable the Lord Jesus told about all the workers receiving the same wages no matter how long they worked, and another on the woman who asked the Lord Jesus to heal her daughter and He did not answer her at first. But the most difficult of all was the lesson on the sin against the Holy

RFA and WFE

Spirit. Preparing and teaching these lessons would be a real challenge for us, but we appreciated their desire to learn as much as they could. However, she was not finished. She asked if we could visualise all these lessons. I couldn't but Jim was a visual expert. I looked at him and he said "Yes."

Both of us spent the rest of that day, and most of the night, studying the passages we had been given, understanding them, deciding how to teach them and how to visualise them. Next day, and throughout the week, God really blessed us and helped us both in the main teaching part of the programme and in the presentation of these lessons to the children. The lessons really came alive with new meaning for us and the children. Jim did a great job with the visuals. Some of the visuals were just finished before the lesson started. On one occasion, Jim completed the visuals while I was still teaching and handed them to me from behind the flannelboard.

It was a good week for the students, and it was a good week for Jim and me. We were learning to be **RFA** and **WFE**. In our ministry to children, it is important that we are **READY FOR ANYTHING** and **WILLING FOR EVERYTHING**.

The Mini-Mag is published by Assisting Children's Evangelists Worldwide and written by Sam Doherty with the assistance and advice of Terry Flannigan, Administrator of the ACEW Trust, and Kenneth Martin, Chairman of the ACEW Trust.

All of them have occupied leadership positions for many years in the worldwide ministry of Child Evangelism Fellowship®. The contents of each Mini-Mag are based upon the author's 75 years of experience working with Child Evangelism Fellowship, successively as national director of Irish CEF, as European CEF regional director and as founder of the CEF Specialised Book Ministry. Contact can be made at www.CEFBookMinistry.com.

Copyright © 2025 - All rights reserved Permission is given to CEF workers to copy and distribute free of charge.