

# Jesus Is God Who Cares For People

*Five lessons from the Bible to help children aged 5-12 to know God*  
*Teachers' guide*



Sample PDF

# Jesus Is God Who Cares For People

Five lessons from the Bible to help children aged 5-12 to know God

**Authors:** Ashley Alden  
Amanda Brandt  
Timothy King

**Adapted for Europe:**  
Jennifer Haaijer

**Artist:** Stephen Bates

**Design team:** Brent Haultle  
Thomas Bates

**Publisher:** CEF® of Europe  
Kilchzimmer  
4438 Langenbruck  
Switzerland

Copyright © 2014, 2015  
Child Evangelism Fellowship Inc.  
All rights reserved.

Version 1.0

*No portion of this book may be reproduced in any form without permission of the publisher, except for use in your own club or class time.*

Scripture taken from the New King James Version. Copyright 1982 by Thomas Nelson, Inc. Used by permission. All rights reserved.

Child Evangelism Fellowship® (CEF) is a Bible-centred, worldwide organisation composed of born-again believers whose purpose is to evangelise boys and girls with the Gospel of the Lord Jesus Christ and to establish (disciple) them in the Word of God and in a local church for Christian living.

CEF® develops, produces and distributes a variety of publications for the purpose of helping you evangelise children.

For more information about CEF ministries, contact your national office or write to CEF of Europe (address above) or visit our website at [www.cfeurope.com](http://www.cfeurope.com).

Complete  
teachers' guide  
Use with flashcard visuals

## TABLE OF CONTENTS

How to use this book.....	4
Master planning chart.....	7
Lesson 1 - Jesus turns water into wine .....	8
Lesson 2 - Nicodemus can't save himself .....	20
Lesson 3 - Jesus meets the Samaritan Woman.....	31
Lesson 4 - Jesus heals the official's son .....	40
Lesson 5 - Jesus cares for Bartimaeus .....	49
Templates for photocopying .....	58
How to lead a child to Christ.....	71
How to help a saved child have assurance of salvation...	71



Since 1937

**CEF**  
CHILD EVANGELISM  
FELLOWSHIP®  
*Reaching children worldwide®*

# How to use this book

## GET READY!

**Trust and pray** - As a teacher you play an important role in the lives of children. Our prayer and hope is that the Holy Spirit will work through you and that the children will come to know, love and follow Jesus Christ. Trust and pray that the Holy Spirit is already preparing the heart of each child. As you present God's Word to the children, pray that the Holy Spirit would speak to them and change their hearts.

**Personalise** - Each lesson you teach should be personalised to suit **your** children's needs. There will be a mixture of saved and unsaved children in your club. Getting to know each child will help you personalise the lesson and application.

**Model** - One of the best ways the children in your club will learn is by watching you. You are the one who will teach and show them children how to know, love and follow Jesus Christ. They will learn how to be followers of Jesus Christ by knowing you and watching what you do. Spend time talking to and getting to know the children during club time, so that they can both watch your life and see that you care about them. Share stories with them about how God has changed you. Ask yourself, "How is the Holy Spirit working in the lives of the children and how can I grow and nurture what He has already begun in their lives?"

## GET SET!

Each lesson includes the Bible lesson, memory verse and other activities. Below we have included suggestions which will help you prepare and get set to teach your lesson.



## BIBLE LESSON

Each lesson begins with two pages which include a lesson overview, suggested programme and lesson outline. If you wish you can photocopy these pages to use in your preparation and to make notes on your lesson. Then, when you are ready to teach, fold the lesson outline and place it in your Bible to help you as teach the lesson.

The lesson overview and outline include the following:

- **Scripture** - Key Bible passage(s) the lesson draws from.
- **Memory verse** - Bible verse, taught with the lesson, for children to memorise.
- **Central truth** - The central truth of the Bible lesson stated simply on a child's level.

Make sure that you do not get so engrossed in the narrative that you do not teach Bible truths. We fall short of our responsibility as teachers if we only tell children Bible stories. These stories have been written down to teach us and it is essential that children learn these truths. Take them a step further by showing what that truth means to them in their daily lives. Of course, it is not possible in one lesson to cover all the teaching any particular story would provide, so one central truth has been chosen for each lesson. The teaching of the central truth has been woven throughout the narrative, but to help you in your preparation the teaching sections have been marked "**CT**". They are also indicated in the lesson outline.

- **Application** - What God wants children to do or how He wants them to act as a result of hearing this lesson.

The application of the central truths are marked with a "**U**" or an "**S**" to show whether they apply to unsaved or saved children. This is also made clear in the text by using phrases such as, "If you have not trusted the Lord Jesus to forgive your sin ..." or, "Christian, you ...". As the application included is based on the Bible passage, you may find that a particular lesson includes an application for the unsaved child only or for the saved child only.

You may feel it necessary to adapt the applications to better suit the children you teach. For example, the application may use a boy's name, yet you have only girls present. It could be that the application given is more applicable to older children, while yours are very young. Make the changes you feel are necessary. The important thing is that the Word of God is applied to their lives.

**Prepare before you teach** - Begin your lesson preparation by reading the passage(s) from your Bible several times, paying special attention to the characters, places, time periods and story facts. Reflect prayerfully as you study God's Word and

prepare to teach it. Here are some questions to ask yourself as you study God's Word:

- What did God/Jesus/the Holy Spirit do in this passage and what does this show us about Him?
- How does this fit into God's whole plan?
- What is God saying to me in this lesson?

**Present the Gospel** - The presentation of the Gospel may be different in each lesson, depending on the topic covered in the lesson.

**Make yourself available for counselling -**

When you present the Gospel message, there may be children who will respond independently. They may or may not tell you later that they have trusted the Lord Jesus Christ as Saviour. There may, however, be others who have questions and need help in knowing how to put their trust in Jesus.

As you teach the saved children, there may be times when they would like advice in a difficult situation; they may need clarification on how a particular lesson applies to their daily lives; they may find themselves in a situation where they do not know what the Bible says they should do; they may want to share a difficulty so that you can pray for them, especially if you are the only Christian support they have.

For these reasons, it is important that the children know you are available to talk and that they know when and where to go to do that. Use wisdom in deciding where to meet a child and always comply with the Child Protection Policy of your country. Finally, it is essential that unsaved children do not confuse coming to the Lord Jesus with coming to you. Always point them to Him. In all cases you should make yourself available at a different time than when you extend the Gospel invitation, so that the children never get the impression that they can only come to Christ by coming through you, or that they are saved simply by waiting to speak to you.

- **An example for use with the unsaved child** - "Do you really want to live for the Lord Jesus, but don't know how to come to Him? I will be glad to explain it to you from the Bible. Come and see me when the meeting is over. Remember, I can't forgive your sin - only the Lord Jesus can do that - but I will be glad to help you understand clearly how you can come to Him. Come and ask me any questions you have."

- **An example for use with the saved child** - "If you have trusted the Lord Jesus as your Saviour and you have never told me about it, please let me know after the meeting. I would like to know if you too have trusted the Lord Jesus as your Lord and Saviour, so that I can pray for you and perhaps help you."



## WONDER TIME™

This is the time for children to get to know their Bible and the Author who wrote it. They will learn that this is God's message to them and that they can get to know God by reading His Word. During this time they will learn how to have a Quiet Time with God and they will be encouraged to rely on the Holy Spirit for understanding as they read the Bible.

The following activities are suggested for *Wonder Time*:

- Choose a song which talks about how God wants us to spend time with Him and sing it together with the children.
- Award *Good News Club*® (GNC®) membership cards and *60-Day Wonder Devotional Books* to children who have come to club for the third time, making them "official members" of the club.
- Introduce the Quiet Time concept.
- Encourage the children to use their *60-Day Wonder Devotional Books* and reward those who do.



## MEMORY VERSE

In each series of lessons we include teaching notes for a verse(s) which are written to be specifically taught with each lesson. We want to teach and review each verse in a variety of ways so that the children not only memorise, but also understand God's Word and hide it in their hearts. Memory verses are taught using the IPEAR (Introduction, Presentation, Explanation, Application, Repetition) method. This will help the children understand the meaning of the verse and how it applies to their lives. You will find this to be a simple yet effective way of making Scripture learning fun. The repetition part of the method will help them hide God's Word in their hearts.



## FURTHER HELP

**Bible Timeline** - The whole Bible tells of God's plan to rescue sinners, deliver them from sin and death, and make them new in Jesus Christ by the work of the Holy Spirit. One day He will make all things new, destroying sin and death forever.

The Bible Timeline will help to show the children that they are part of God's plan. It will help them see how God has actively been present in the world from the time of creation. It is amazing to see that throughout history God has graciously revealed Himself to us so that we will know, love and follow Him. Towards the end of the Bible Timeline you will could add a picture of the children in your club to show them that they are part of God's plan. (The Bible Timeline is more suitable for situations where you are teaching lessons indoors.)

The Bible Timeline is available from your CEF® national office. If you need an address, contact the European Headquarters at the address at the front of this teachers' guide.

**Sidebar** - Every lesson has space in the side column where you can write down whatever is helpful to you in teaching God's Word. If you have background information that you want to include in that part of the lesson, make a note to yourself. If you have an idea for a fun activity to include in the lesson, jot down your ideas! This will help you personalise the lesson for your children.

**Songs** - Songs are used throughout the programme to supplement teaching, to help children grow in their understanding of God and to give them an opportunity to praise and worship God. When you introduce a song for the first time, be sure to take time to effectively teach it so that children will understand what they sing. The IPEAR (Introduction, Presentation, Explanation, Application, Repetition) method, used for teaching the memory verses, is also an excellent way to teach songs.

**Practise using the visuals** - It is wise to practise using the visuals before teaching the lesson to

children. Become thoroughly familiar with them and know when you need to use them in the lesson.

**Extra visual aids** - Print out the words of the central truth for each lesson on card. Use lower case letters, so that even the younger ones can read the words easily. Ensure that the words are clear and can be easily read. Display this card at the beginning of the programme or when you first teach the central truth in the lesson. If you are using a flannelboard, you may want to back the card with flannel or pieces of flocked paper.

Extra visual aids are provided in the resource pack available from your CEF national office.



## REVIEW TIME

Some review questions are given for each lesson. These can be used immediately after the lesson or the following week, before teaching the new lesson.

Review time, if conducted in an orderly way, can be an ideal opportunity to reinforce what you have taught, while still being fun for the children. You can use this time:

- To find out how much the children are understanding and remembering.
- To help you as a teacher know what you need to emphasise more, so that the children will remember more clearly what they have been taught.
- To provide a time of fun during the programme. The children like competition and look forward to this time. But it is more than just a game - it is a time of learning.

In this teachers' guide questions on the lesson are included. It would also be profitable to include questions on the songs, memory verse and any other material you teach. In this way the children realise that every part of the programme is important.

### GO!

Now you are ready and set to go teach the children in your club. We pray that, as you teach children, the Holy Spirit will change hearts and lives for God's glory.

# Jesus Is God Who Cares For People | Master planning chart

	1	2	3	4	5
<b>Lesson</b>	<b>Jesus turns water into wine</b> John 1:43-50 and John 2:1-12.	<b>Nicodemus can't save himself</b> John 3:1-21.	<b>Jesus meets the Samaritan Woman</b> John 4:1-30,39-42.	<b>Jesus heals the official's son</b> John 4:46-54.	<b>Jesus cares for Bartimaeus</b> Mark 10:46-52 and Luke 18:35-43.
<b>Lesson visuals</b>	Flashcards 1-1 to 1-5. (See also lesson overview.)	Flashcards 2-1 to 2-6. (See also lesson overview.)	Flashcards 3-1 to 3-6. (See also lesson overview.)	Flashcards 4-1 to 4-6. (See also lesson overview.)	Flashcards 5-1 to 5-6. (See also lesson overview.)
<b>Central truth</b>	Jesus, the almighty Son of God, cares for people.	Only born again people are in God's Kingdom.	The Lord Jesus can give you eternal life.	Faith is depending on God to keep His word.	Bring your need to Jesus (just as Bartimaeus did).
<b>Application for unsaved</b>	Trust Him to make something beautiful out of your life.	If you truly trust the Lord Jesus you will be born again.	Face up to your sin and trust Jesus for eternal life.	Believe what God says in John 3:16 and trust Jesus as your Saviour.	Call on the Lord Jesus to save you from sin.
<b>Application for saved</b>	Trust Him with any problem.	Thank God for doing this miracle in you.	Tell others about Jesus and let them see what He has done for you.	Get to know God's promises and count on Him to keep them.	You can be sure Jesus has time for you, so tell Him every need.
<b>Memory verse</b>	<b>John 10:10.</b> Popcorn.	<b>John 3:16.</b> Ping pong.	<b>Review John 3:16.</b> Word before/after.	<b>John 3:17.</b> Breakfast options.	<b>Review John 3:16-17.</b> Relay race.
<b>Songs</b>	Songs about Jesus being God's Son or about Him being almighty; how God cares for us; how powerful God is.	Songs about how to be born again/saved; how God can change our lives. You could include a song(s) based on John 3:16.	Songs about how Jesus can give us eternal life; how we need to trust Jesus for eternal life. You could include a song(s) based on John 3:16.	Songs about how God keeps His promises; what faith is; how we can trust God to keep His promises.	Songs about how God cares for our needs; how to call on the Lord Jesus to be saved; about how we can praise God for all that He has done.
<b>Review game</b>	Sentence match-up.	First to say it!	Give or keep.	Capture the cards.	Roll for points.
<b>Activity</b>	Hidden message.	Changed on the inside.	Make a card.	Find the promises.	-
<b>Wonder Time™</b>	Praise. Thankfulness. Discover Jesus in your life.	Asking and answering questions. The Holy Spirit. Growing in faith.	Don't hate - love!	Search for God's promises.	Praise God for His mercy.
<b>Closing</b>	Announcements, prayer, memory verse tokens.	Announcements, prayer, memory verse tokens.	Announcements, prayer, memory verse tokens.	Announcements, prayer, memory verse tokens.	Announcements, prayer, memory verse tokens.

# Jesus turns water into wine

This page has been designed for you to photocopy and place in your Bible as a ready reference.

## Lesson overview

<b>Scripture</b>	John 1:43-50 and John 2:1-12.
<b>Memory verse</b>	"I have come that they may have life, and that they may have it more abundantly" (John 10:10).
<b>Central truth</b>	Jesus, the almighty Son of God, cares for people.
<b>Application for unsaved</b>	Trust Him to make something beautiful out of your life.
<b>Application for saved</b>	Trust Him with any problem.
<b>Visual aids</b>	<p>Lesson</p> <ul style="list-style-type: none"><li>• Flashcards 1-1 to 1-5.</li><li>• Wordstrips: "Jesus", "Son of God", "almighty" and "He cares".</li><li>• Bowl and enough sweets for your group (there should be two sweets of each kind or colour).</li><li>• A shawl or scarf.</li><li>• Map (see back cover).</li><li>• The outline of a large water pot drawn about a metre high (eg drawn on a roll of wallpaper and cut out), felt-tip pen and sticky tack. (You may want to make six of these outlines.)</li><li>• One empty two-litre milk carton.</li><li>• John 1:1-3 (large enough for children to read).</li></ul> <p>Memory verse</p> <ul style="list-style-type: none"><li>• Memory verse visual - John 10:10.</li><li>• Card with each of the following words "enough", "sparse" and "abundant".</li><li>• Three plates and some cookies.</li></ul> <p>Craft activity</p> <ul style="list-style-type: none"><li>• Outline of water pot for each child with the words "Jesus is God's Son" written in white crayon.</li><li>• Watery red paint and paintbrushes for the children to use.</li></ul> <p>Wonder Time</p> <ul style="list-style-type: none"><li>• A copy of the worksheet for the relevant <i>Wonder Time</i> activity for each child.</li></ul>

## Suggested programme

<b>Before club</b>	Complete attendance record as the children arrive.
<b>Opening</b>	Welcome, prayer, snack, establish rules.
<b>Song</b>	A song about Jesus being God's Son or about Him being almighty.
<b>Memory verse</b>	John 10:10. Repetition: popcorn.
<b>Bible lesson</b>	<b>Jesus turns water into wine.</b>
<b>Song</b>	A song about how God cares for us.
<b>Review game</b>	Sentence match-up.
<b>Song</b>	A song about how powerful God is.
<b>Craft activity</b>	Hidden message.
<b>Wonder Time</b>	Praise; or thankfulness; or discover Jesus in your life.
<b>Closing</b>	Announcements, prayer, memory verse tokens.



# Jesus turns water into wine

This page has been designed for you to photocopy and place in your Bible as a ready reference.

*You may wish to read from God's Word the Scripture verses listed.*

**Scripture:**

John 1:43-50.  
John 2:1-12.

**Memory verse:**

"I have come that they may have life, and that they may have it more abundantly" (John 10:10).

**Central truth:**


Jesus, the almighty Son of God, cares for people.

**Application for unsaved:**

Trust Him to make something beautiful out of your life.

**Application for saved:**

Trust Him with any problem.



**No visual**



**I. INTRODUCTION**

"Getting to know you" game

**II. PROGRESSION OF EVENTS**

- A. Jesus grows up in Nazareth
- B. Mary knows Him best (role play) **CT**
- C. Already there were clues about Him in the Old Testament **CT**

- D. Jesus calls disciples **CT**
- E. Jesus, His disciples and Mary attend a wedding

- F. The wine runs out (John 2:3)
- G. Mary tells Jesus and is corrected by Him (John 2:3) **CT**
- H. Mary tells the servants to do what Jesus says (1 Peter 5:7) **CTS**

- I. On His instructions the servants fill water jars and then take "water" to the master of the feast

**III. CLIMAX**

It is good wine! (John 1:1-3) **CTS**

The master of the feast congratulates the bridegroom (John 2:10, John 10:10) **CTU**

**IV. CONCLUSION**

The disciples see Jesus' glory and believe **CTU, CTS**



## MEMORY VERSE

*“I have come that they may have life, and that they may have it more abundantly” (John 10:10).*

### INTRODUCTION

I have written a word on each of these three cards - “enough”, “sparse” and “abundant”. Now I am going to put cookies on three plates and we will decide which word fits each plate. *(Place a quarter of a cookie on one, three cookies on another and nine on another. Allow the children to place the words appropriately.)* “Abundant” means lots and lots or plenty. Listen for a word that is almost the same in our Bible verse.

### PRESENTATION

*Show your Bible, explaining that it is the true Word of God. Read the verse from your Bible and explain how you found it. Have the children read the verse with you from the verse visual. Ask what the word is they have been looking for.*

### EXPLANATION

Jesus said He came that we would have life. Are we not alive even if Jesus had never come? We are, but not in the way God intends us to live. Since sin came into the world we have lost our friendship with God and so we cannot live with Him for ever. Jesus came to put that right. He came to bring us back into friendship with God and to live with Him for ever and ever. The Lord Jesus said the life He gives is “abundant”, that means life to the full and far better than we can even dream of. There is nothing like the life the Lord Jesus gives.

### APPLICATION

**Unsaved:** Satan wants you to believe that God will cheat you out of a good life if you trust the Lord Jesus. That is a lie that Satan has been whispering for a long time. Don’t believe it, rather believe what Jesus promises and trust Him.

**Saved:** Let’s list some of the things you have because you are a Christian *(involve the children in making suggestions)* - forgiveness, Jesus always with you, eternal life, joy, peace, Heaven for ever, being in God’s family, all the promises God has made to you and will keep. This really is abundant life and God intends for you to enjoy Him.

### REPETITION

You may wish to begin each repetition with “Jesus said, in John chapter 10 verse 10 ...”

**Popcorn.** When the teacher stands he says the words alone and the children remain silent. When the teacher sits, the children stand and continue with the verse until the teacher stands again. The teacher at the front determines when and how often the children stand and speak the

Intersperse the **explanation**, **application** and **repetition**.

words. The children will really enjoy it if some of them are allowed to be the “teacher”, determining who stands and says the words and who sits and is silent!



## LESSON

### INTRODUCTION

*(You need a bowl with enough sweets for your group. There should be two of each kind or colour. Each child chooses a sweet and then finds the person with the same one. As they eat their sweet they ask each other: “What is your middle name?”, “What is your favourite food?”, “What would you like to be when you grow up?” Point out that they have learned a little more about each other, but there is lots they still don’t know.)*

It was like that when Jesus lived in Nazareth.

### PROGRESSION OF EVENTS

He grew up in a home there with brothers and sisters. *(On the Bible Timeline show when Jesus lived. Point out other events with which the children are familiar.)* He played with friends, went to school and learned to be a carpenter. Who knows what a carpenter does? Jesus *(display “Jesus” wordstrip)* looked like other people and did the everyday things people do. People knew His name, His age, where He lived and lots of other things - but they did not know who He really was. People did not know that God, God the Son, was in Nazareth. Who do you think **did** know? Mary knew. I am going to pretend to be Mary *(place shawl over head and shoulders)* and we have some questions for her.

*A helper asks the following questions. (A male teacher may opt to ask the questions to a female helper who role plays Mary.)*

Helper: Did the baby Jesus look any different from other babies?

Mary: No - He looked like other baby boys. He didn’t have a halo!

Helper: How did you know He was different?

Mary: The angel told me He was the Son of God *(show “Son of God” wordstrip)* and I knew for sure that He did not have a human father.

Helper: What was He like as a boy?

Mary: He learned to walk and talk and read and write like anyone else. But He was different too - He never lost His temper, He never fought with His brothers and sisters, He wasn’t selfish.

Helper: Did He do miracles at home?

CT

CT

Mary: No, I never saw Him do a miracle until - oops I'm not meant to tell you about that! Just keep listening.  
(Remove shawl.)

**Flashcard 1-1**

Even before God told Mary about who her Son would be, He told His people, the Jews. He put very clear clues about Him in the Old Testament. The first one was in the very first book of the Bible and after that many of the men who wrote down God's Word gave more information about Him. God had said that one of His names would be "Mighty God" (Isaiah 9:6).

(Display "almighty" wordstrip.) Long before Jesus was born many people were waiting for the Special One God had promised to send.

**Flashcard 1-2**

When Jesus reached 30 years of age - do you know anyone who is 30? - it was time for Jesus to begin to be seen for who He was. He started to choose men to be His followers. In the Bible they are called "disciples". He and they would spend lots of time together, travelling, eating, talking, listening. When those men started to follow Jesus they knew He was special.

CT

One, Nathaniel, had said on the day he started to follow Jesus, "Teacher, you are the Son of God!" (from John 1:49). (Display "Son of God" wordstrip beside "almighty".) Another, Andrew, told his brother, "We have found the Messiah" (from John 1:41). The Messiah was the Special One God had been promising to send for hundreds of years.

So the disciples of Jesus knew a little and trusted Him, but soon they would see more clearly who He was.

Jesus and His disciples - He probably had five by then - were invited to a wedding in Cana. (Show Cana on the map.) Have you ever been to a wedding? (Allow time for the children to share their experiences.) In Israel, where Jesus lived, weddings were rather different. The bridegroom (the man getting married) and his friends would have a kind of parade along the streets to the bride's house. Often they did this at night and everyone carried a flaming torch. Then the bride and groom would lead the procession back to the groom's house where there would be a banquet. The party could last for several days or even a week! It was the groom's job to make sure there was enough food and drink to last right through to the end.

Jesus and His disciples went to the wedding and Mary, the mother of Jesus, was there too. She may have been helping to organise and serve the food and drink. Everything went well at first, but soon there were a few worried looking people. Here's why - it tells us in the Bible, "They ran out of wine" (John 2:3). This was very embarrassing and the groom would be in disgrace.

People would talk. "Tut, tut. Imagine not having enough wine at your wedding. It's scandalous!"

### Flashcard 1-3

The Bible tells us what happened next. (*Read John 2:3.*) "And when they ran out of wine, the mother of Jesus said to Him, "They have no wine." Mary knew that if anyone could help, it was Jesus. She remembered what the angel had told her: "That Holy One who is to be born will be called the Son of God" (Luke 1:35). (*Point to "Son of God" wordstrip.*) Perhaps she thought it was time that more people knew who He was. Jesus said to Mary, "Woman, what does this have to do with Me? My hour has not yet come" (from John 2:4). This seems a strange answer. Was He rude to His mother? No, never!

He was saying, "Dear lady, it is not your place to tell Me what to do." As a boy Jesus had obeyed His mother but those days were over. He would always and only do what God, His Father, told Him.

Wisely Mary accepted what Jesus said. She did not argue, she did not suggest what He should do. She turned to the servants who were working with her and said, "Whatever He says to you, do it" (John 2:5). She understood that since Jesus was God's Son He should always be obeyed.

Although Jesus had said the time had not yet come to let everyone see His might and power, He did care about the problem. He was by far the most important and powerful person there and He cared. (*Display "He cares" wordstrip beneath previous wordstrips.*)

If you believe in Jesus, remember all your problems matter to Him. Perhaps you wouldn't tell others about it for they might think you are silly. Trust Him to help. No problem is too small or too big for Him. Let's think of some of the big problems a Christian could have. (*Allow time for suggestions.*) Now let's think of little problems. (*Again give time for children to participate.*) Listen to these wonderful words from the Bible: "Casting all your care upon Him, for He cares for you" (1 Peter 5:7). If you love the Lord Jesus, make sure you share your problems with Him. He really cares!

### Flashcard 1-4

That is why He tackled the "wine problem". He told the servants, "Fill the waterpots with water" (John 2:7). Over in a corner there were six large stone jars like this. (*Show the large outline jar/jars.*) Normally these jars held water for washing hands, plates, pots and cups. The Jews had strict rules about being clean before meals. These jars were never used for drinking water, so the servants must have been puzzled as they carried water to fill six jars, each of which held 90 to 130 litres. (*Show a two-litre milk carton.*) The stone jars would hold about 330 of these! We can only guess what they thought:

CT

CTS

“What is this all about?”

“He must be going to do a lot of washing.”

“Strange to do this in the middle of the party.”

“Are the guests going to drink water from these jars? Such a thing is **never** done!”

When the job was finished and the six jars were brimful of water, Jesus said to the servants, “Take some out and give it to the person in charge of the feast” (from John 2:8). Now it was even harder to obey. The servants knew people did not drink water from these jars. They knew that when the man in charge tasted this water they could lose their jobs. But they remembered Mary’s advice. Do you remember what she had told them? They took water to the man in charge of the feast and watched very nervously.

### CLIMAX

*(Act this out.)* He put it to his lips - and smiled! It did not taste like water, it tasted like good wine - it was good wine! Without even touching the water jars or the water, without adding anything to the water, without even a command, Jesus had changed the water into wine. *(Point to “almighty” wordstrip.)* There were nearly 700 litres of it! That is enough to fill three bath tubs. How could He do it?

*(Show visual of John 1:1-3.)* Listen to these words about Jesus but He is called by a different name - “the Word”. They are from the Bible. *(Ask a child to circle “the Word” using a marker.)* What do these words tell us about Him?

### Flashcard 1-5

*(Read John 1:1-3 and ask the children what they tell us about Jesus. Help them to see that He was there at the beginning, He was with God, He was God, He is the Creator. Ask younger children to point out in the visuals things God made.)*

If He could make galaxies it was not a hard thing for Him to turn water into wine.

### CTS

This was not a magic trick, it was a miracle; a miracle is something only God can do. Jesus did not do it for a big show. He did it to help people who were in a difficult situation. That is why, if He is your Saviour, you can trust Him with any problem. He cares just as much about you and He has the power to help you too. He showed His power and His care at the wedding.

### No visual

The man in charge called the bridegroom over. “Well done, you!” he said to the surprised man. Let’s read from the Bible exactly what he said. *(Read verse 10.)* What did he say about the wine? The groom must have been

amazed and very thankful. They had 700 litres of top class wine - thanks to Jesus!

That is what Jesus can do and not just with water. He can change people like us, people who are often not nice, people who even enjoy doing wrong things, people who can't live for God even when we try our best. In spite of what we are like Jesus cares. Let's write on one of these big water jars what Jesus does when He comes into your life. *(A helper writes these on the outline jar as you teach or have them already written on the reverse side and simply turn it around.)*

- Jesus forgives all the wrong.
- He changes you on the inside.
- He gives you the Holy Spirit to help you to live for Him.
- He is with you all the time.
- He gives you joy and peace.
- You are sure of going to Heaven.

And there is so much more! There is a big difference between a person without Jesus and a person who knows Jesus, just as there is a big difference between water and wine. If you would really like the Lord Jesus to change your life but you do not know how to trust Him, please come and speak to me when club finishes. I will stay up here at the front and you may come and talk with me.

## CONCLUSION

### Flashcard 1-2

Jesus also did the miracle to help His new disciples. He wanted them to be sure about who He was and to count on Him to do everything He said. They saw what had happened. "Wow! He's God!" they gasped. They didn't think only of the miracle but also of the Person who did it. They saw the "Godness" of Jesus, He had done something only God can do. The Bible tells us that the disciples "believed in Him" (verse 11). That means they were more sure about who He was and about depending on Him to do what He said.

What about you? You have heard this true story of the first miracle Jesus did. Will you believe in Him? There is nobody like Him - He is God's only Son and He is almighty. Although He is so powerful and important He really cares for you. He wants you to trust yourself to Him. Ask Him to forgive you and change you so that your messed-up life becomes all that He has planned for you. *(Repeat memory verse together.)*

If you have already done that and Jesus is your Saviour, be like the disciples of Jesus and trust Him more. In this miracle

CTU

Make yourself available for personal counselling. (Be sure to comply with the Child Protection Policy of your country.)

CTU

CTS

## CTU, CTS

## Review game

"Sentence match-up"

## Preparation:

Cut 12 game cards from light-weight card (eg A7 size). With a marker label six cards A-F and six cards 1-6. On the back of each letter card write the first half of one of the statements below. On the back of each number card write the last half of one of the statements.

1. Jesus is the almighty Son of God ... / ... and He cares for people.
2. Mary told the servants ... / ... to do whatever Jesus told them.
3. Jesus told the servants ... / ... to fill the jars with water.
4. You can believe in Jesus ... / ... as your Saviour right now.
5. If Jesus is your Saviour ... / ... your problems matter to Him.
6. Jesus made water ... / ... become wine.

## Instructions:

Using reusable adhesive, stick the cards to a whiteboard, labelled side showing, lettered cards (sentence beginnings) in one column and numbered cards (sentence endings) in a second column. Divide the class into two teams and ask questions, alternating between the teams. If a child answers a question correctly, give his team 100 points. Then let him turn over a lettered card and a numbered card. If they make a true statement, give his team another 100 points and remove those cards from the pocket chart. If the cards do not make a true statement, turn them back so that the labelled side is showing. Continue until all questions have been answered and all cards matched.

we see how awesome, powerful and caring He is. Don't forget to tell Him about your problem. Count on Him for help.

Many of the people at the wedding in Cana may never have heard about the miracle, they just enjoyed the good wine. The servants saw the miracle and must have talked about it to their children. But they did not see that this was a sign showing them that Jesus was almighty God. Only the disciples saw how amazing and wonderful Jesus was. They trusted Him. He is still the same almighty Son of God. Do you believe and trust Him?



## REVIEW QUESTIONS

1. Why was Mary so sure Jesus was the Son of God? (The angel had told her and she knew He did not have a human father.)
2. Where did Jesus grow up? (Nazareth.)
3. How did some people know some things about the Special One God had promised to send? (God had given many clues in the Old Testament.)
4. Tell me one thing that was different about weddings at the time of Jesus. (Procession through the streets, celebration lasting days.)
5. What was the problem at the wedding? (They ran out of wine.)
6. Why did Mary tell Jesus? (She knew He was the one who could help.)
7. Why did Jesus correct her? (She had to learn that He took His orders from God His Father.)
8. What two things did the Lord Jesus tell the servants to do? (Fill the water pots with water and then take some to the man in charge.)
9. What was it when the man in charge of the feast drank it? (The best wine.)
10. Why could Jesus do such a thing? (He is the Son of God and almighty.)
11. Whose life is like the water pot full of sparkling wine and whose life is like the pot full of ordinary water? (The person who trusts Jesus and the person who does not.)
12. If you are a Christian, what should you do with your problems and why? (Tell the Lord Jesus and ask for His help because He cares.)





## CRAFT ACTIVITY

**Hidden message.** Have an outline of a water pot for each child. Beforehand write “Jesus is God’s Son” on each one using a white crayon. The children paint the pot with watery red paint and the message appears telling us why He could do this miracle.



## WONDER TIME

Choose one of the following Wonder Time activities - whichever best suits your group.

**Option 1: Praise.** (Sing a song your group knows about Jesus’ power or about Him being God’s Son and caring about His people.) Maybe you’ve already believed in Jesus as your Saviour - that’s fantastic! Jesus wants you to know Him as He really is - the all-powerful God. Today you have heard it in the Bible lesson, so you can believe that Jesus is all-powerful. The Bible, God’s Word, says so. Let’s praise Him! Praising Him means telling Him what you have learned about Him during the Bible lesson, for example. Let’s see what we have learned about Him from today’s lesson. I’ll give you an example: **Jesus is all-powerful.** Where did we see that? (Let the children share their ideas or work in small groups. Then have a discussion with them. Some ideas are listed below.)

- Mary believed in Jesus’ power, because she remembered Jesus’ wonderful birth and that He is God’s Son.
- When Mary saw there was no wine, she went up to Jesus and wanted Him to solve the situation. She knew He could do it. Then she told the servants to do what Jesus tells them.
- Finally we see water turned into wine.

There are many signs of Jesus’ power in this lesson. (You could do the same with other characteristics.)

### Jesus is good.

- His solutions are good.
- He solved the problem the best way.
- He cared that the atmosphere at the wedding would not be spoiled.

**Jesus is loving.** What are the signs of His love?

- He spends a lot of time with ordinary people like His first disciples.
- He doesn’t allow a scandal but solves the problem quite unnoticed so that the bridegroom doesn’t feel ashamed.
- He kindly instructed Mary, because she had to remember who Jesus is. He cares about His disciples, His mother, the bridegroom, the wedding guests and even the servants (they didn’t lose their job!)

You can praise Him with a song as we did a few minutes ago. But you can also praise Him in prayer. Now we have learned a lot of things about Him. Let's take a minute right now and praise Jesus in prayer for being the almighty God (good and loving). If you remember something and want to praise Him, just say something like this, "I praise You, Jesus, because You are God's almighty Son." *(Ask several children or adult helpers to pray simple prayers of praise.)*

Every day you can think about who Jesus is and what He is like. Praise Him because He knows everything that happens in your life. If you are a child of God, He has even solved your biggest problem by forgiving your sin. You can praise Him that He cares about the troubles you have now. So ask Him to help you, just as Mary did! When you are sad or troubled, continue to believe that Jesus is the almighty Son of God and He is doing things that show His care for you. *(Ask a child or a helper to read Jeremiah 32:17.)*

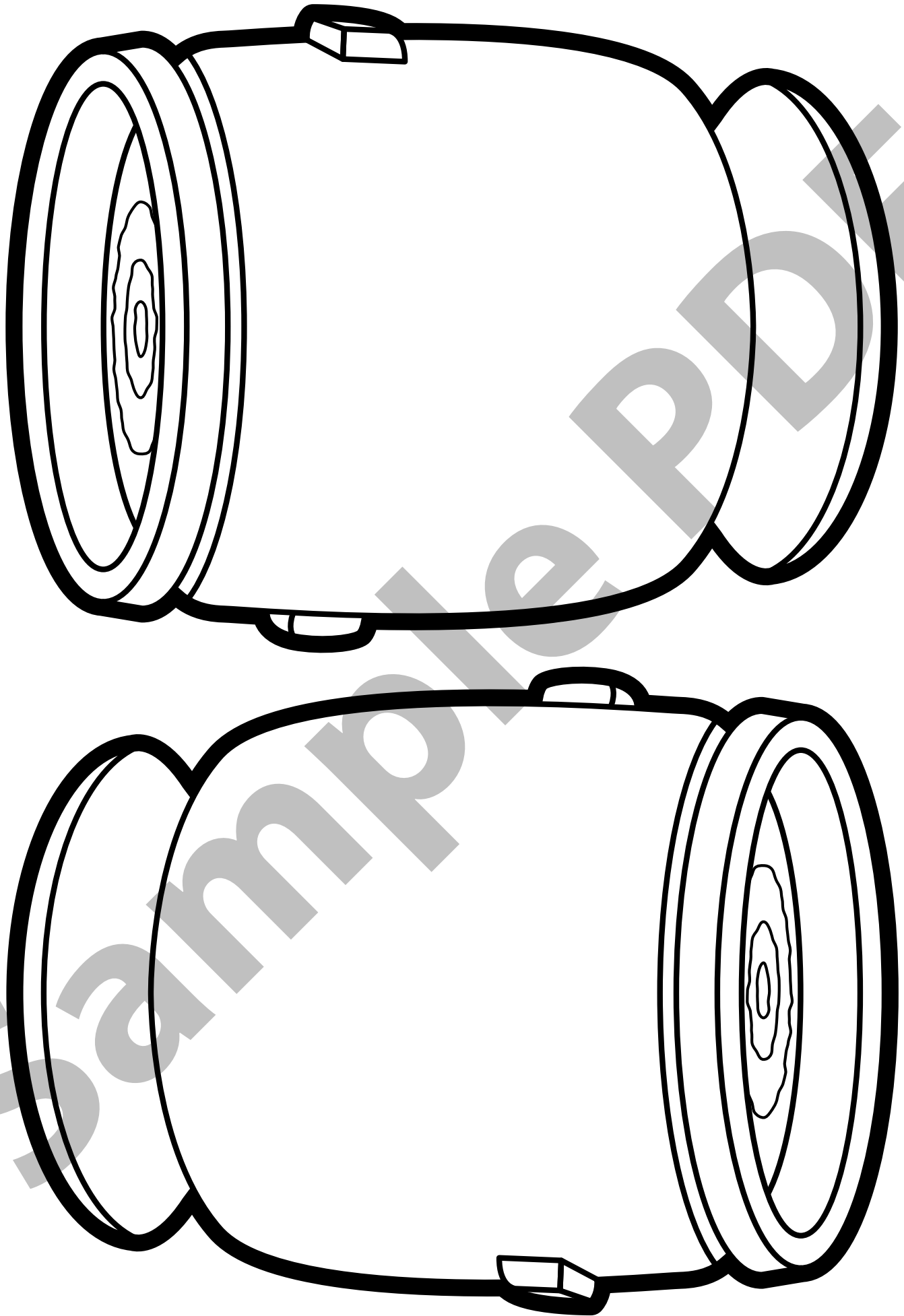
This week, as you read your Bible, look for ways in which Jesus shows His power, goodness or care. When you find something, write it in a notebook. Then praise Him! Next week you can tell us what you have learned about Jesus so we can praise Him together again. *(If time allows, you can do the first verse together or have children work in small groups.)*

**Option 2: Thankfulness.** *(Sing a song your group knows about Jesus' power or about Him being God's Son and caring about His people.)* Maybe you've already believed in Jesus as your Saviour - that's fantastic! Jesus wants you to know Him as He really is - the all-powerful God. Today you have heard it in the Bible lesson, so you can believe that Jesus is all-powerful. The Bible, God's Word, says so. We saw Jesus' power in what He did or said and how He acted. You can thank Him for the things He does, both big and small. He turns summer into autumn. He sends rain for thirsty plants. But you can also thank Him for what He did at Cana. You can do it simply by thanking Him in prayer. Let's take a minute right now and thank Jesus in prayer for what He did and also for what He does today. I'll give you an example: "Lord Jesus, thank You that You were able to do something so amazing to show that You are the Son of God." *(Other examples: "Thank You that You cared for the people; solved that difficult situation and did a miracle; turned water into wine." Ask several children or adult helpers to pray simple prayers of thanks.)*

This week, as you read your Bible, look for Jesus' acts, words and behaviour. When you find something, write it in a notebook, or fill in the table on the worksheet. Thank Him for what you have found. Next week you can tell us what you have learned about Jesus so we can thank Him together again. *(If time allows, you can do the first verse together or have children work in small groups.)*

**Option 3: Discover Jesus in your life.** *(Sing a song your group knows about Jesus' power or about Him being God's Son and caring about His people.)* Maybe you've already believed in Jesus as your Saviour - that's fantastic! Jesus wants you to know Him as He really is - the all-powerful God. Today you have heard it in the Bible lesson, so you can believe that Jesus is all-powerful. The Bible, God's Word, says so. We saw Jesus' power in what He did and said.

Every day you can think about who Jesus is and what He has done for you. He knows everything that happens in your life. He solved your biggest problem by taking away your sin. He also cares about the troubles you have now, just as He cared about the wine problem. Don't forget that Jesus is the same today as He was in the Bible times. Just as He was ready to go to the wedding, He is ready to go with you everywhere - not just to "holy" places like the church, *Good News Club*®, children's rallies, etc. Just as He was ready to solve the wine problem, He is ready to solve the difficult situations you have to face and He is also ready to do miracles in your life. Thank Jesus for being your wonderful Saviour and remember His Holy Spirit is always with you. When you are sad or troubled, continue to believe that Jesus is the almighty God and to thank Him for doing things that show His care for you. *(Ask a child or a helper to read Psalm 28:7.)*



<b>What does the Bible say?</b> Read Matthew 14:22-33.	
Bible passage	Praise Jesus because He ...
Matthew 14:22-23	
Matthew 14:24-25	
Matthew 14:26-27	
Matthew 14:28-29	
Matthew 14:30-31	
Matthew 14:32	
Matthew 14:33	

<b>What does the Bible say?</b> Read Matthew 14:22-33.	
Bible passage	Praise Jesus because He ...
Matthew 14:22-23	
Matthew 14:24-25	
Matthew 14:26-27	
Matthew 14:28-29	
Matthew 14:30-31	
Matthew 14:32	
Matthew 14:33	

**What does the Bible say?**  
Read Matthew 14:22-33.







Bible passage	Thank Jesus for ...
Matthew 14:22-23	
Matthew 14:24-25	
Matthew 14:26-27	
Matthew 14:28-29	
Matthew 14:30-31	
Matthew 14:32	
Matthew 14:33	

**What does the Bible say?**  
Read Matthew 14:22-33.

Bible passage	Thank Jesus for ...
Matthew 14:22-23	
Matthew 14:24-25	
Matthew 14:26-27	
Matthew 14:28-29	
Matthew 14:30-31	
Matthew 14:32	
Matthew 14:33	

### Jesus is God's Son

Jesus is the same today as He was at Cana. What He did there, He can do today.  
Write in the empty pot when you see Him do something to you that He did in Cana.



<p><b>“Blessed be the God and Father of our Lord Jesus Christ, who according to His abundant mercy has begotten us again to a living hope through the resurrection of Jesus Christ from the dead.”</b> <b>(1 Peter 1:3)</b></p> <ul style="list-style-type: none"> <li>• Why can God give us new birth?</li> <li>• How do you know that Jesus died?</li> <li>• Who does the apostle Peter write this sentence to?</li> </ul>	<p><b>“To the apostles ... He also presented Himself alive after His suffering by many infallible proofs, being seen by them during forty days and speaking of the things pertaining to the kingdom of God.”</b> <b>(Acts 1:2-3)</b></p> <ul style="list-style-type: none"> <li>• Who is this Bible verse about?</li> <li>• When did it happen?</li> <li>• What do you think the matters concerning the kingdom of God can be?</li> </ul>
<p><b>“Not by works of righteousness which we have done, but according to His mercy He saved us, through the washing of regeneration and renewing of the Holy Spirit.”</b> <b>(Titus 3:5)</b></p> <ul style="list-style-type: none"> <li>• Can we do anything for our new birth?</li> <li>• What is the work of the Holy Spirit when somebody gets new birth?</li> <li>• What do you think God had to wash?</li> </ul>	<p><b>“The Lord has established His throne in heaven, and His kingdom rules over all.”</b> <b>(Psalm 103:19)</b></p> <ul style="list-style-type: none"> <li>• What king is Jesus?</li> <li>• What does He govern?</li> <li>• What does everything mean?</li> </ul>




<p><b>“For the Lord is the great God, and the great King above all gods.”</b> (Psalm 95:3)</p> <ul style="list-style-type: none"> <li>• Who is a great God?</li> <li>• What does superior mean?</li> <li>• What are gods?</li> </ul>	<p><b>“I will give you a new heart and put a new spirit within you; I will take the heart of stone out of your flesh and give you a heart of flesh. I will put My Spirit within you and cause you to walk in My statutes, and you will keep My judgments and do them.”</b> (Ezekiel 36:26-27)</p> <ul style="list-style-type: none"> <li>• What is the difference of the old and the new heart God promises to give to man?</li> <li>• What do you think it means?</li> <li>• What shows that a person has received God’s Spirit?</li> </ul>
<p><b>“Then the Lord said in His heart, ... ‘The imagination of man’s heart is evil from his youth.’”</b> (Genesis 8:21)</p> <ul style="list-style-type: none"> <li>• Where does sin come from?</li> <li>• When does sin start?</li> <li>• Why should you believe this?</li> </ul>	<p><b>“And Nicodemus, who at first came to Jesus by night, also came, bringing a mixture of myrrh and aloes, about a hundred pounds. Then they took the body of Jesus, and bound it in strips of linen with the spices, as the custom of the Jews is to bury.”</b> (John 19:39-40)</p> <ul style="list-style-type: none"> <li>• How do we know that Jesus really died?</li> <li>• What was the difference between what you heard in the lesson and this event?</li> <li>• What does the quantity of myrrh prove?</li> </ul>

## The Holy Spirit

God wants you to spend time each day reading His Word and thinking about what it means. God the Holy Spirit helps you understand what God's Word says. Jesus taught Nicodemus about the Holy Spirit. You can also learn a lot of things about Him from the Bible.


This week, read one Bible passage every day and finish the sentences. Thank God for what you've learnt about the Holy Spirit.



“But the Helper, the Holy Spirit, whom the Father will send in My name, He will teach you all things, and bring to your remembrance all things that I said to you” (John 14:26).

**Jesus says that the Holy Spirit will help me** \_\_\_\_\_

\_\_\_\_\_



“But you shall receive power when the Holy Spirit has come upon you; and you shall be witnesses ... to the end of the earth” (Acts 1:8).

**Jesus promises that the Holy Spirit will give me** \_\_\_\_\_


\_\_\_\_\_



“Repent ... in the name of Jesus Christ for the remission [forgiveness] of sins; and you shall receive the gift of the Holy Spirit” (Acts 2:38).

**God tells me in the Bible that I receive the Holy Spirit when I** \_\_\_\_\_

\_\_\_\_\_



“Now hope does not disappoint, because the love of God has been poured out in our hearts by the Holy Spirit who was given to us” (Romans 5:5).

**I know it from the Bible that real love** \_\_\_\_\_


\_\_\_\_\_



“Now if anyone does not have the Spirit of Christ, he is not His [God's]” (Romans 8:9).

**If I do not have** \_\_\_\_\_

\_\_\_\_\_



“The Spirit Himself bears witness with our spirit that we are children of God” (Romans 8:16).

**When I have doubts, the Holy Spirit** \_\_\_\_\_

\_\_\_\_\_



“Likewise the Spirit also helps in our weaknesses. For we do not know what we should pray for as we ought, but the Spirit Himself makes intercession for us with groanings which cannot be uttered” (Romans 8:26).

**When I am very sad,** \_\_\_\_\_

\_\_\_\_\_

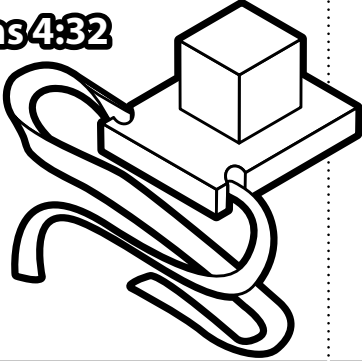

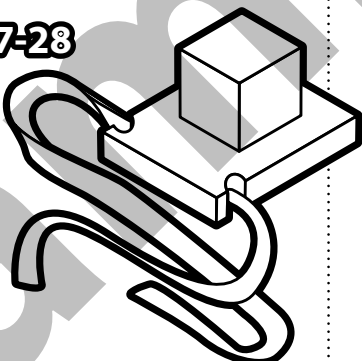
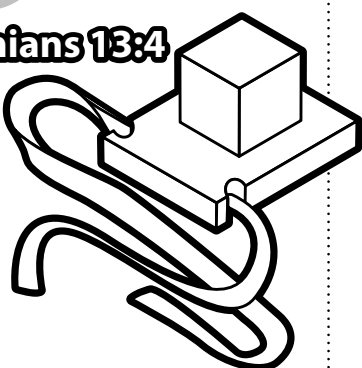
## Growing in faith

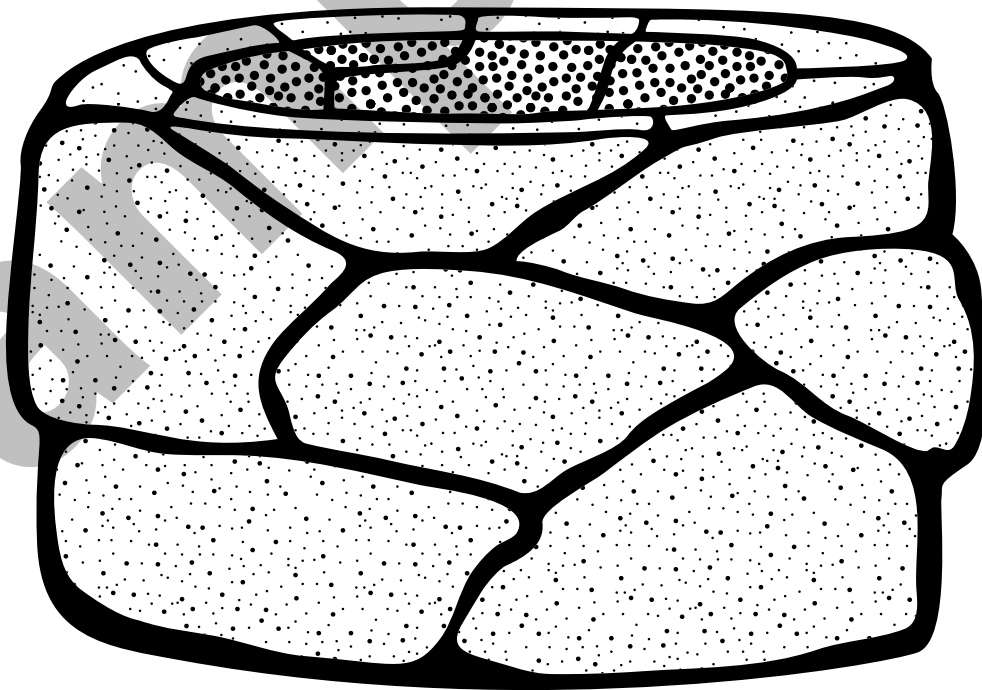
God the Holy Spirit helps you understand what God's Word says and helps change your heart.

Ask God what He is trying to show you through His Word. That is how God helps you grow in your relationship with Him and changes you to be more like Jesus.

As you read your Bible look for the things God wants you to do and ways He wants to change you to be like Him. Think also how you could obey and what steps you need to take to do that.

The phylacteries remind you of God's Word which God wants to be part of your life.

Bible verse	What does God want me to do or to be?
<p><b>Ephesians 4:32</b></p> 	
<p><b>Colossians 3:9</b></p> 	
<p><b>Luke 6:27-28</b></p> 	
<p><b>1 Corinthians 13:4</b></p> 	



### Don't hate - love!

What did this person do to you?

How exactly do you feel?

What does this person need?


How can you show love to this person?

Put ticks where you can:

- I prayed for this person.
- I could show this person love.
- I could smile at this person.
- I could forgive this person.

My feelings changed: \_\_\_\_\_

\_\_\_\_\_



## God keeps His promises

Look up these verses in your Bible and write down what God promises you if you are already His child.

Bible verse	Find the promise
Jeremiah 29:11	😊 <b>God has promised</b> _____ _____
Isaiah 40:30-31	😊 <b>God has promised</b> _____ _____
Philippians 4:19	😊 <b>God has promised</b> _____ _____
Romans 8:37-39	😊 <b>God has promised</b> _____ _____
John 14:27	😊 <b>God has promised</b> _____ _____
John 10:27-30	😊 <b>God has promised</b> _____ _____
Psalm 91:14-15	😊 <b>God has promised</b> _____ _____

**Faith is depending on God to keep His word.**

### Praise God for His mercy

These Bible verses are prayers of people in need. Connect the Bible verse with the need which best fits. Then pray about it. If you have that need, bring it to Jesus. If you don't, thank Him for that.

"[Jairus] begged Him [Jesus] earnestly, saying, 'My little daughter lies at the point of death. Come and lay Your hands on her, that she may be healed, and she will live'" (Mark 5:23).

**I have to face a difficult situation and I don't know how to get out of it.**

"For I acknowledge my transgressions, and my sin is always before me. Against You, You only, have I sinned, and done this evil in Your sight – that You may be found just when You speak, and blameless when You judge" (Psalm 51:3-4).

**We need more food.**

"And Elisha prayed, and said, 'Lord, I pray, open his eyes that he may see'" (2 Kings 6:17).

**I want to understand the Bible better.**

"Deliver me, I pray, from the hand of my brother, from the hand of Esau; for I fear him, lest he come and attack me" (Genesis 32:11).

**People mock me because they know I'm a Christian.**

"Give us this day our daily bread" (Matthew 6:11).

**I have sinned.**

"Give to Your servant an understanding heart" (1 Kings 3:9).

**Someone is bullying me.**

"Show us Your mercy, Lord, and grant us Your salvation" (Psalm 85:7).

**I want my friend to believe in Jesus and receive the spiritual light Bartimaeus got from Jesus.**

"Show me a sign for good, that those who hate me may see it and be ashamed, because You, Lord, have helped me and comforted me" (Psalm 86:17).

**Someone I love is ill.**

If you have other needs, write them here and then bring them to Jesus! \_\_\_\_\_  
\_\_\_\_\_  
\_\_\_\_\_



## How to lead a child to Christ

### Make sure the child understands about:

#### God

- Who is God?
- God made us. He speaks to us through the Bible.
- God is holy and pure. He loves us.

#### Sin

- What is sin?
- Sin is disobeying God's commands. It is against God.
- Speak about specific sins.
- The child is a sinner by nature and act. (We sin because we are sinners.)
- Sin deserves punishment.

#### The Saviour

- Who alone can take away your sin?
- God the Son died on the cross for sinners.
- The Lord Jesus rose again from the dead.
- He is Lord of all.

### Explain how the child can be saved

- Explain what the Lord wants us to do, and what He will do.  
Use a Bible verse. (*John 1:12, John 3:16, John 6:37, Acts 16:31, Romans 6:23 or Romans 10:13.*)  
What does the Lord want you to do?  
What will the Lord do?
- Warn about difficulties.
- Ask, "Do you want to trust Christ, or would you rather wait and think about it?"
- Encourage the child to pray audibly (if ready).

### Speak about assurance of salvation

- Go back to the Bible verse you used.
- Speak about a changed life.
- Tell him what the person who is truly trusting in Christ can know.

### Give the child (later) some advice about the Christian life

- Read and obey your Bible.
- Talk to God, your Heavenly Father.
- Tell others what the Lord has done for you.
- Ask God to forgive you when you sin.
- Meet with other Christians.
- Remember the Lord promises, "I will never leave you" (*Hebrews 13:5*).

## How to help a saved child have assurance of salvation

### The importance of having assurance of salvation

There are many reasons why a child may lack assurance of his salvation. He may be wondering, "Did I believe enough? Did I pray enough? Was I sincere enough?"

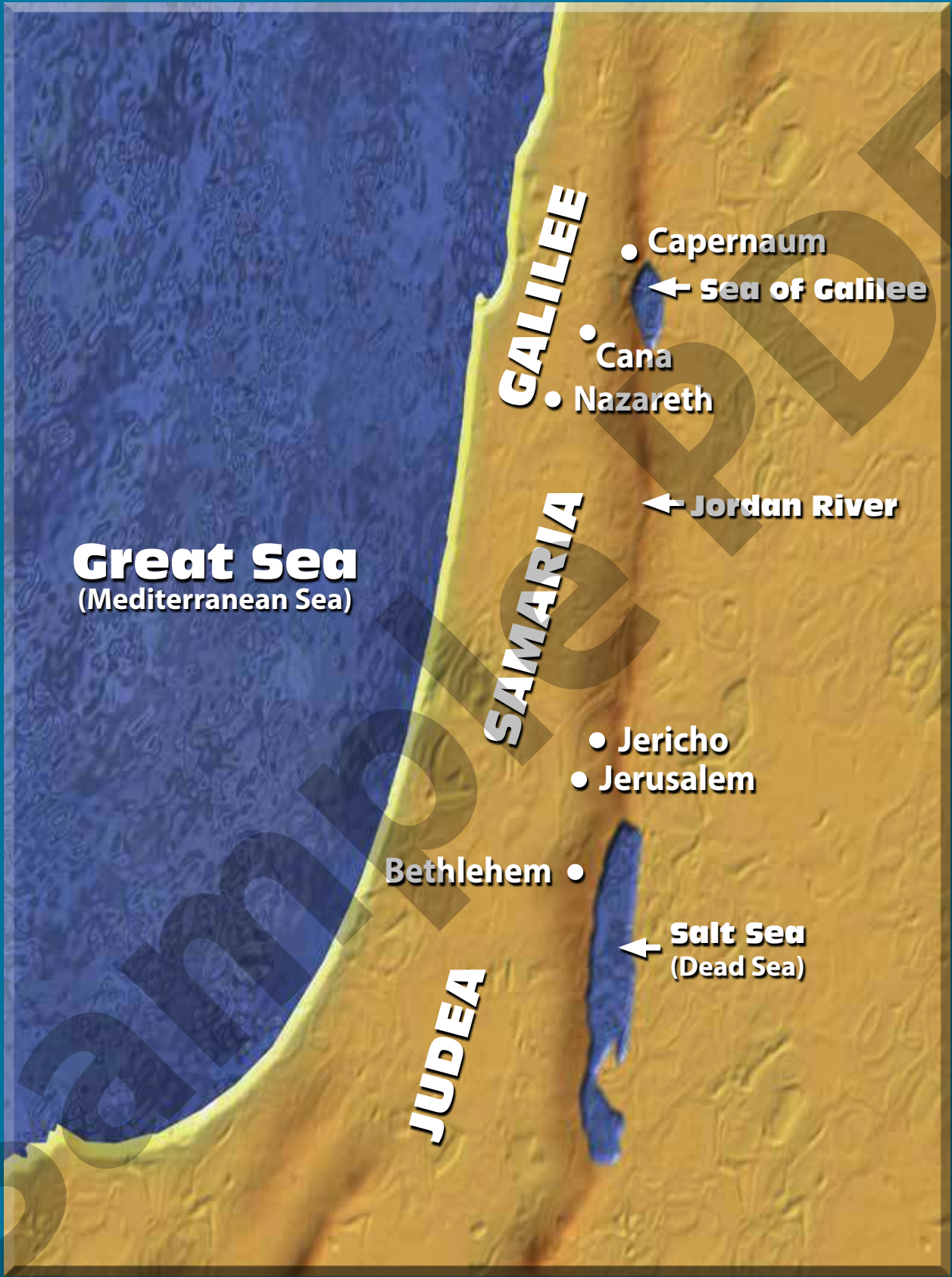
Salvation is a gift from God and is based on what Jesus did, not on what the child did. It is therefore important to help him focus on what God has said and done, and to help him see that both salvation and assurance of salvation are based on the promises given in God's Word, not on feelings (*Romans 10:17*).

### Speak about assurance of salvation

- Question the child about his salvation, giving him opportunity to confess Christ to you. If he does not show clarity, go over the steps given for leading a child to Christ.
- Read a Bible verse together. (*1 John 5:12, 1 John 5:13, John 10:29, John 10:28, Acts 16:31, Romans 10:13 or John 1:12.*)
- Help him to see that the person who truly trusts in Christ can **know** that he is saved.
- Remind him that God **always** keeps His promises.
- Ask questions, such as, "Have you repented of your sins? Do you believe that Jesus died to take the punishment for your sins and that He rose again? Have you already trusted Him for salvation?" Encourage him to tell you about when he was saved and help him to see that if he can answer "yes" to these questions he is saved.
- Speak about a changed life. A saved child should display changes in behaviour and attitude, even if the changes happen gradually. It may help the child if he can identify a change which has already happened in his own life.
- Help him to see that Christians do sin and that when he does he should ask God to forgive him. Point out that he does not need to be saved again.

### Give the child some advice about the Christian life

- Read and obey your Bible.
- Talk to God, your Heavenly Father.
- Tell others what the Lord has done for you.
- Ask God to forgive you when you sin.
- Meet with other Christians.
- Remember the Lord promises, "I will never leave you" (*Hebrews 13:5*).



**CEF**<sup>®</sup>  
CHILD EVANGELISM  
FELLOWSHIP<sup>®</sup>

Since 1937

Reaching children worldwide<sup>™</sup>